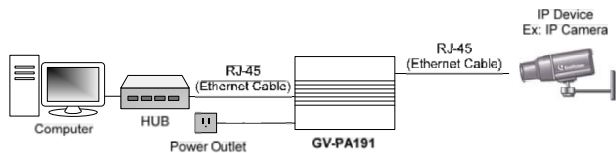


## GV-PA191 PoE Adapter

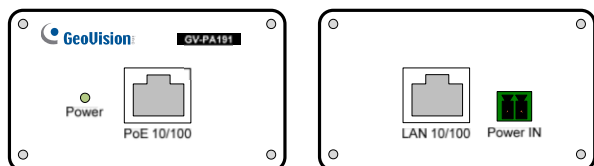
The GV-PA191 is a Power over Ethernet (PoE) adapter designed to provide power to the IP device through a single Ethernet cable. Adopting the PoE adapter enables you to mount an IP device anywhere in a building where power outlets are not available.



### Packing List

1. GV-PA191 PoE Adapter x 1
2. AC Power Adapter x 1
3. Installation Guide x 1

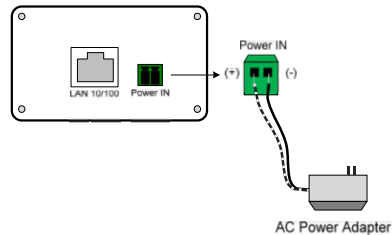
### Overview



### Connections

Two Ethernet cables are required for the connection.

1. Connect one end of the first Ethernet cable into the **LAN 10 / 100** port on the GV-PA191, and the other end to the hub connecting to the computer which will be used to access the IP device.
2. Connect one end of the second Ethernet cable into the **PoE 10 / 100** port on the GV-PA191, and the other end to the IP device.
3. Insert the white-dotted wire of the supplied **AC Power Adapter** into the left-side pin (+) of the terminal block on the GV-PA191, and the black wire to the right-side pin (-).



4. Connect the other end of the supplied **AC Power Adapter** to the power outlet. The Power LED on the front panel of the GV-PA191 turns green now.

### Specifications

<b>PoE Standard</b>	IEEE 802.3af Power over Ethernet / PSE
<b>PoE Output (10 / 100 Out)</b>	DC 48 V, 400 mA (19 W Max.)
<b>Ethernet Cable Length</b>	Max 100 m / 328 ft from Hub to IP device, CAT5
<b>Power Input</b>	DC 48 V, 400 mA
<b>Operation Temperature</b>	-10 °C ~ 50 °C / 14 °F ~ 122 °F
<b>Dimensions (L x W x H)</b>	43 x 69 x 40 mm / 1.69 x 2.72 x 1.57 in
<b>Weight</b>	130 g / 0.29 lb